

## For Zoom Meeting

Log in 15 20 minutes early to have time to fix problems

1. When you click link in OP Peace Newsletter you should have the Internet open (MS Edge, Google Chrome, Firefox ~ whichever browser you use.)

Topic: Mission Group Meeting Test  
Time: Mar 20, 2025 11:30 AM Eastern Time (US and Canada)  
Join Zoom Meeting  
<https://DominicanSistersofPeace.zoom.us/j/2387397407?pwd=R2ismCQcfuSS6Gq7ko4KqjHP8WtRC.1&omn=86202268820>  
Meeting ID: 238 739 7407  
Passcode: 2M0hpu

2. When Your browser opens you may see this message. Check the box Always allow and click on open.

### **This site is trying to open Zoom Meetings.**

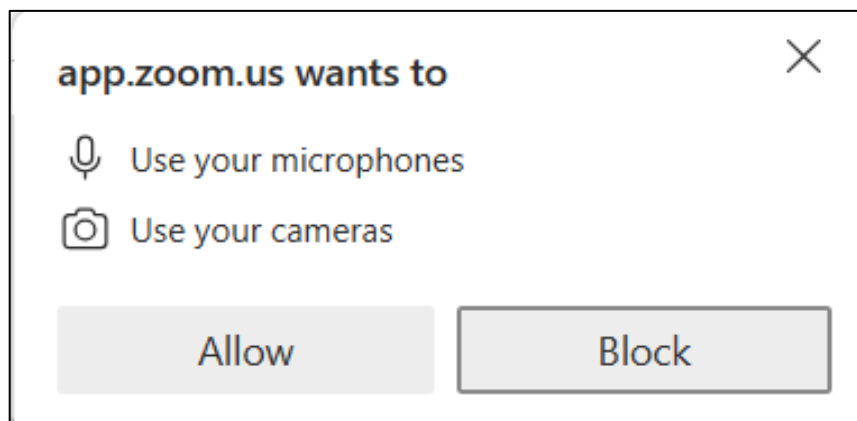
<https://us06web.zoom.us> wants to open this application.

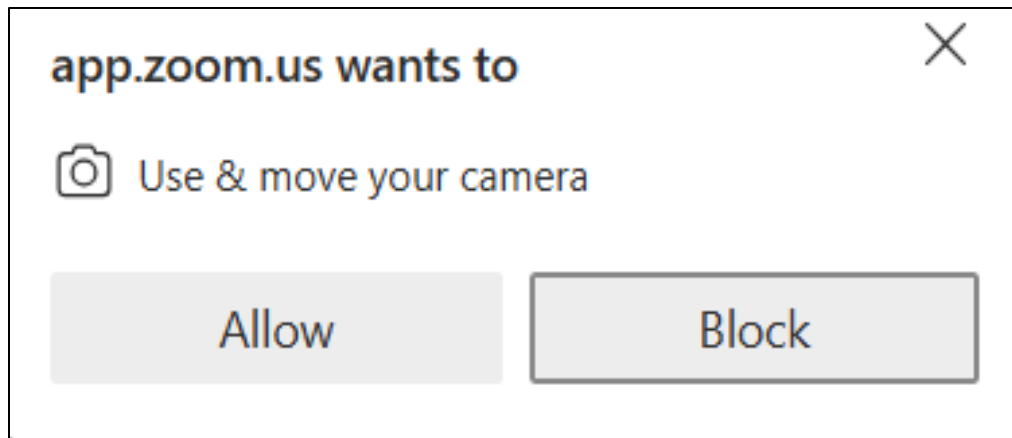
Always allow [us06web.zoom.us](https://us06web.zoom.us) to open links of this type in the associated app

Open

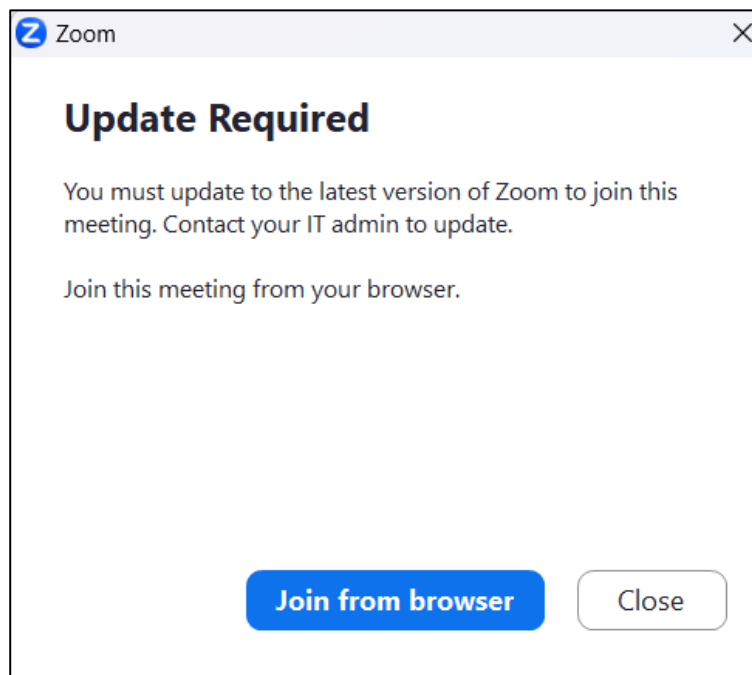
Cancel

3. If you get a notification that zoom needs to use microphone and camera, please click allow.





4. If you get this notification, click on Join from your browser and bypass update



5. Zoom should log you into the meeting you may have to add your name on the left side. Remember you need to click on your camera if a line is through it on the bottom left side. The same needs to be done on your microphone if a line is through it in order to speak.